



Features

- Current models include 128(J35), 100(H35), 79(G35), 66(F35), 55(E35), 55(H55), 53(H53), & 37(D35) connector arrangements. Other connector arrangements available upon request.
- Standard units include D38999/ Series III connectors. Optional Series I & II are available upon request.
- All connectors come standard with Nickel finish. Other finishes available upon request.
- Test points are 0.080" Tip Jack (typical voltmeter size probes), Mini Banana Jack (2mm), or Banana Jack (4mm).
- Jack spacing of 0.5" supports shorting plugs for Tip and Mini Banana Jacks.
- All units come standard with toggle switches.
- Sealed toggle switches are rated for Low Level and Power signals
- PCB and internal harnessing wiring.
- Housed in a heavy duty 0.080 thick aluminum box with welded corners
- Stainless Steel Handles
- All units are subjected to a 500VDC Hipot test.

Description

Silver Engineering's Circular Series Breakout Boxes feature D38999/ series III connectors. All connectors come standard with Nickel finish and normal key rotation(N). Standard models include one Socket and one Pin connector. Other connector arrangements, rotation, and finishes are available upon request. Choose between Tip Jacks, Mini Banana, or Banana Jacks. Toggle switches are included.

Circular Series Breakout Boxes incorporate both internal circuit board and harness wiring. All units utilize M16878/1 type wire. 22AWG for size 20 contacts and 22AWG for size 22 contacts.

Circular Series Breakout Boxes use a color-coding scheme as an aid. The Red jacks connect to the Red TP (RTP) side connector with SKT contacts and the Black jacks connect to the Black TP (BTP) side connector with PIN contacts. Toggling the switch will make or break connection between corresponding pins.




Figure 1 128POS Circular Breakout Box SE-01122-3

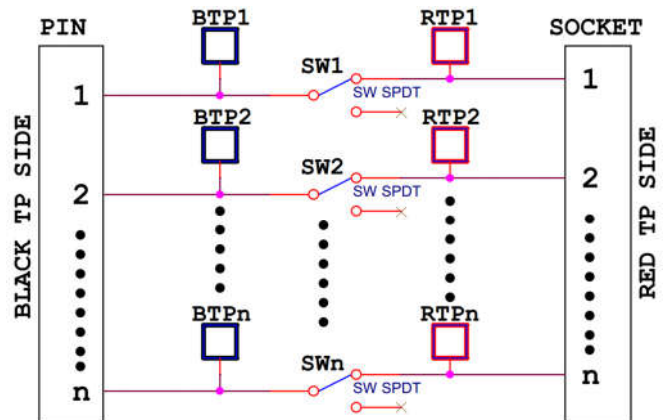


Figure 2 SCHEMATIC

Specifications

Connector Type	Part Number X=Option	CONNECTOR INSERT	MAX Current	Internal Wiring	MAX Voltage
37	SE-01117-X	D35	5.0 A	22AWG	28VDC/70Vrms
53	SE-01118-X	H53	6.0 A	20AWG	28VDC/70Vrms
55	SE-01119-X	H55	6.0 A	20AWG	28VDC/70Vrms
55	SE-01133-X	E35	5.0 A	22AWG	28VDC/70Vrms
66	SE-01130-X	F35	5.0 A	22AWG	28VDC/70Vrms
79	SE-01120-X	G35	5.0 A	22AWG	28VDC/70Vrms
100	SE-01121-X	H35	5.0 A	22AWG	28VDC/70Vrms
128	SE-01122-X	J35	5.0 A	22AWG	28VDC/70Vrms
-X OPTIONS					
Option	Description				
-1	0.080" Pin Tip Jacks and Switches				
-2	0.104" Mini Banana Jacks and Switches				
-3	4mm (0.5" Spaced) Banana Jacks and Switches				

*All specifications are subject to change without notice.

Part Number Example

SE-01122-3

Description: Circular Series 128POS Breakout Box with Switches and 4mm Banana Jacks

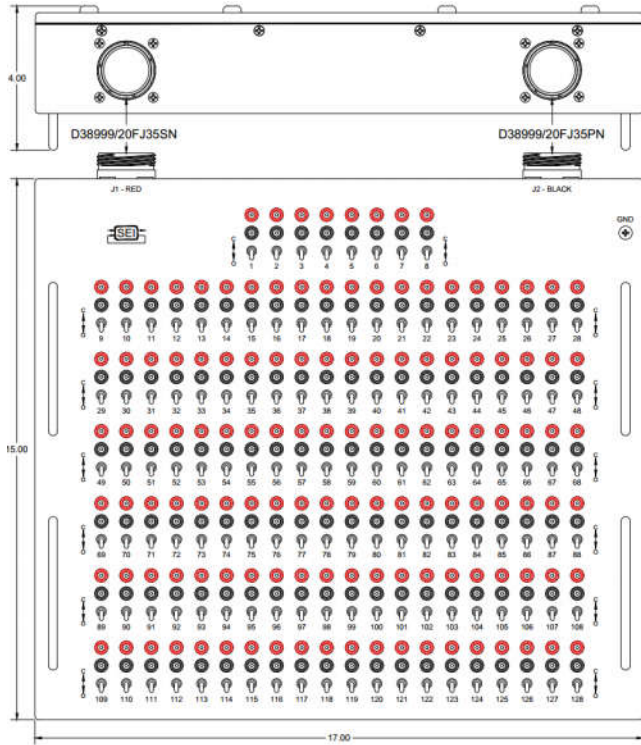
Breakout Box and Mating Connector Part Numbers

Connector Pin Count	Breakout Box Part Number	Box Connector Black Test Point Side	Box Connector Red Test Point Side	Black Test Point Side Mating Connector	Red Test Point Side Mating Connector
37	SE-01117-X	D38999/20FD35PN	D38999/20FD35SN	D38999/26FD35SN	D38999/26FD35PN
53	SE-01118-X	D38999/20FH53PN	D38999/20FH53SN	D38999/26FH53SN	D38999/26FH53PN
55	SE-01119-X	D38999/20FE35PN	D38999/20FE35SN	D38999/26FE35SN	D38999/26FE35PN
55	SE-01133-X	D38999/20FH55PN	D38999/20FH55SN	D38999/26FH55SN	D38999/26FH55PN
66	SE-01130-X	D38999/20FF35PN	D38999/20FF35SN	D38999/26FF35SN	D38999/26FF35PN
79	SE-01120-X	D38999/20FG35PN	D38999/20FG35SN	D38999/26FG35SN	D38999/26FG35PN
100	SE-01121-X	D38999/20FH35PN	D38999/20FH35SN	D38999/26FH35SN	D38999/26FH35PN
128	SE-01122-X	D38999/20FJ35PN	D38999/20FJ35SN	D38999/26FJ35SN	D38999/26FJ35PN

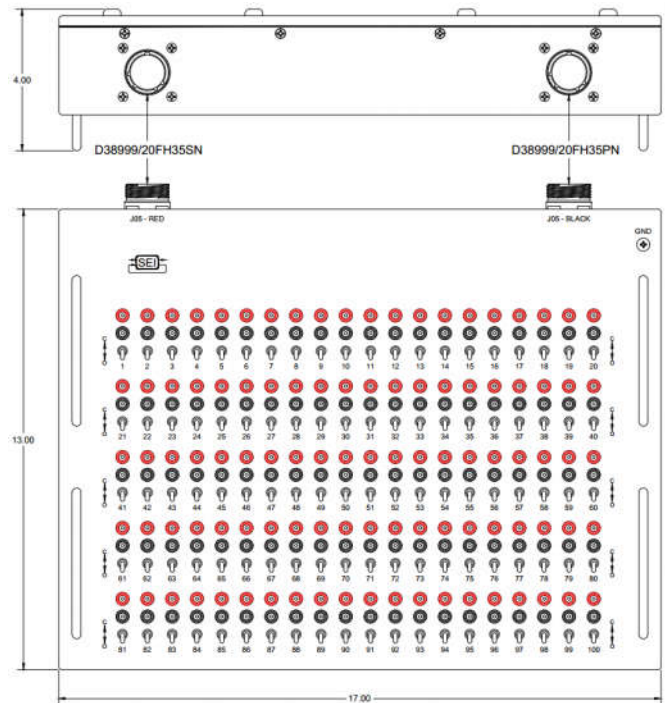
WE BUILD ADAPTER CABLES

Enclosure Layouts and Dimensions

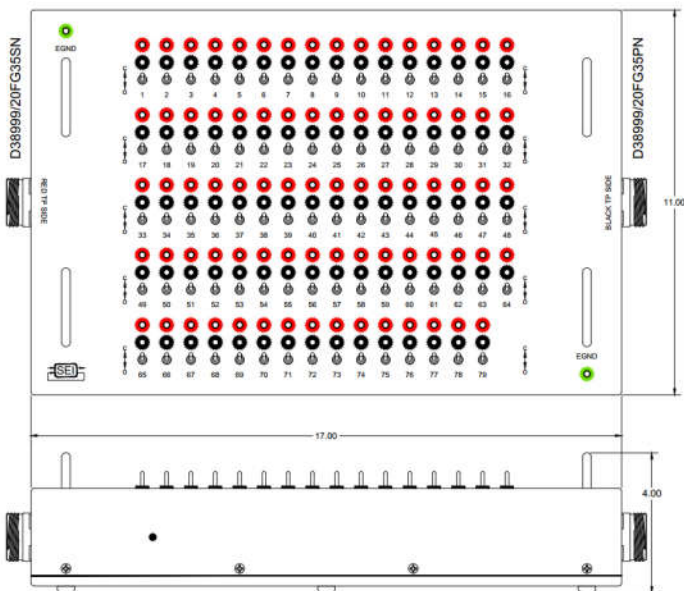
128 POSITION PN:SE-01122-X



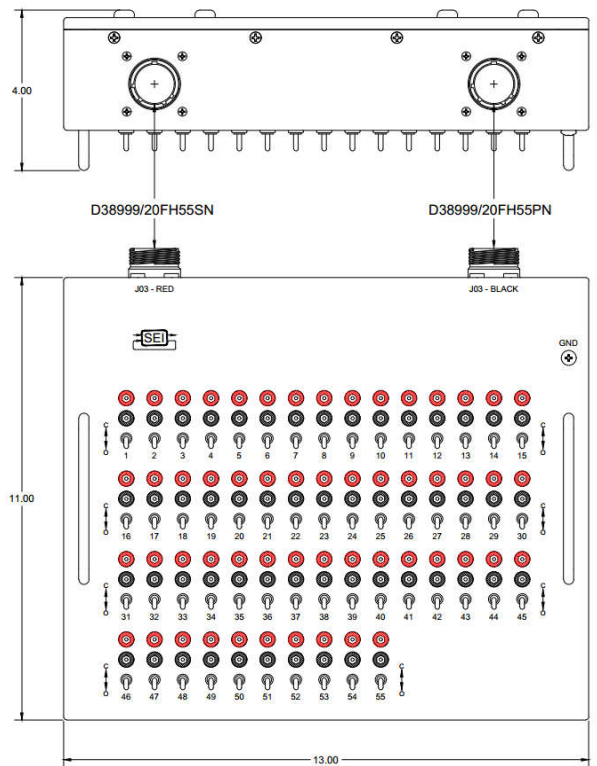
100 POSITION PN:SE-01121-X



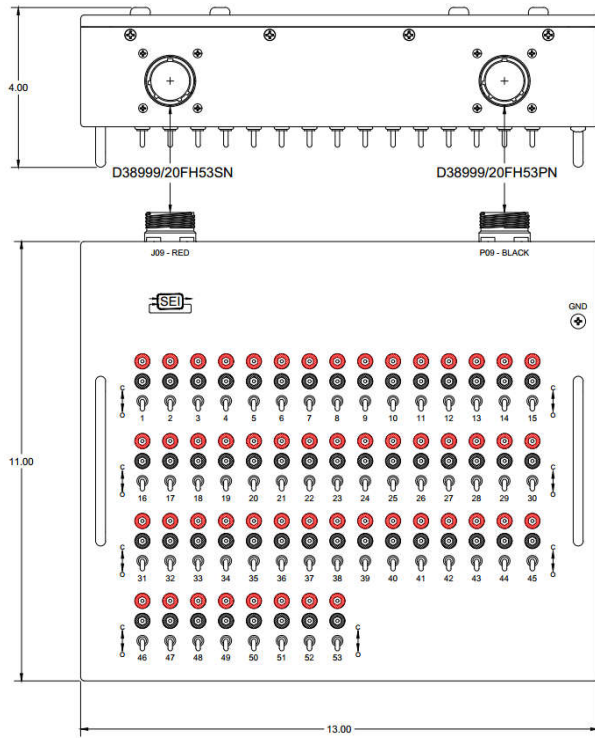
79 POSITION PN:SE-01120-X



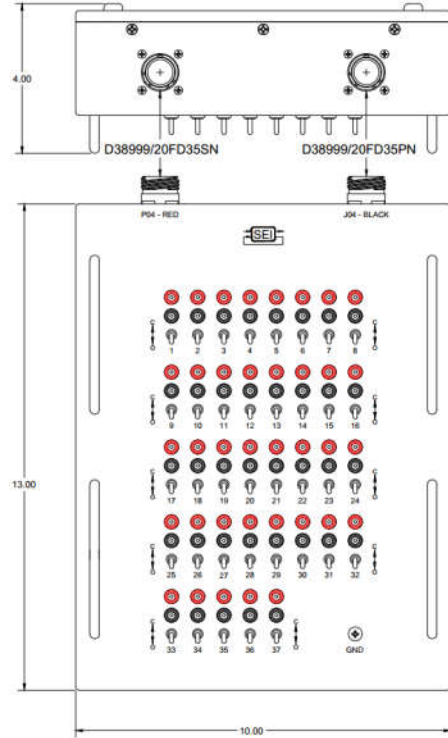
55 POSITION PN:SE-01119-X



53 POSITION PN:SE-01118-X



37 POSITION PN:SE-01117-X



66 POSITION PN:SE-01130-X

