



## Features

- Available in size MD9 MWDM2L-9SCBRPT-110
- High quality Glenair connectors (nickel plated)
- Probe or Solder to Test Points vias
- Matched Pairs, 100 Ohm Differential Impedance Signals Referenced to Signal GND
- Chassis Ground Shield
- Silk Screen character designators of Pairs and GND
- 1/2 oz copper signal traces

## Description

Silver Engineering's Space Wire 9 Micro D is small packaging, allows the test engineer access to Device Under Test (DUT) signals in tight workspaces. The flow through design allows the Micro D to plug directly into DUT and mating cable.


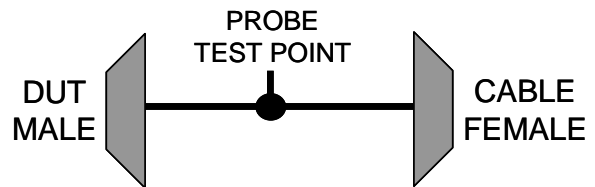


Figure 1 MICRO- D 9 SE-07052-1

## Specifications

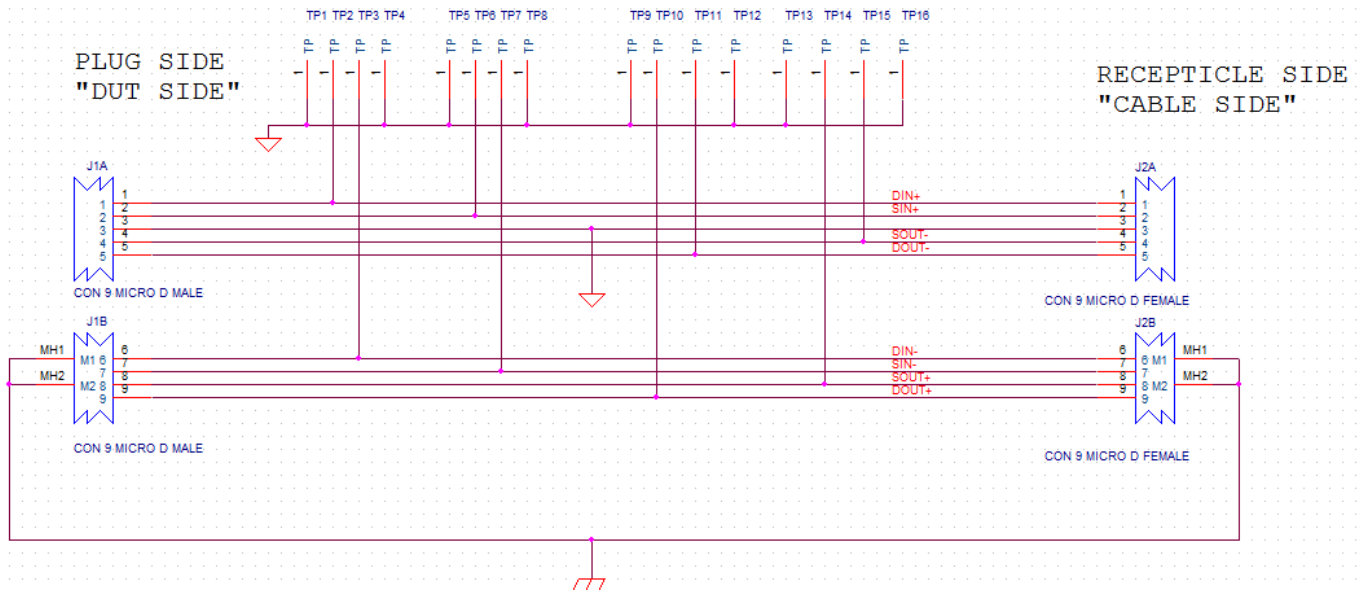
PART NUMBER	CONNECTOR GENDER		PCB CU	MAX CURRENT NOTE 1	MAX VOLTAGE NOTE 2	MATCHED TRACE LENGTH	DIMENSIONS		
	J1	J2					LENGTH	WIDTH	HEIGHT
SE-07052-1	9uD MALE	9uD FEMALE	1/2 OZ	0.7A	33Vrms/70VDC	2.297"	2.5"	.8"	0.494"

NOTE 1 Micro D Breakout Boards do not contain any current limiting or current protection devices. It is up to the user to limit currents.

NOTE 2 33Vrms/70VDC recommended for safe handheld use. Unit is Hipot tested at 500VDC.

All specifications are subject to change without notice.

## Schematic



## Connectors

- Space Wire Micro D Breakout Boards use high quality Glenair connectors.
- Space Wire Micro D Breakout Boards use Glenair MWDM2L series connectors that feature nickel plating. (SE-07052) uses a MWDM2L-9PCBRPT-.110, and a MWDM2L-9SCBRPT-.110.

## Non-Standard Options

- Micro D Space Wire Breakout Boards can be ordered with Stainless Steel connectors.
- Contact Silver Engineering Inc. for non-standard options or custom requirements.

Glenair is a trademark of Glenair, Inc.